




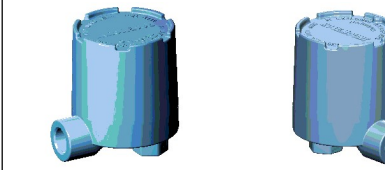


Rosemount™ Connection Heads



Connection heads

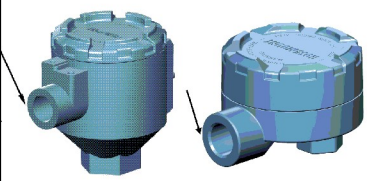
Code	Description	Details	Image
★ AR1	Rosemount aluminum	<ul style="list-style-type: none"> Conduit connection: ½-in. NPT; M20 Instrument connection: ½-in. NPT; M20; M24 Optional terminal block, stainless steel cover chain, external ground screw, or low temperature options also available 	
★ AR2	Rosemount aluminum with display cover	<ul style="list-style-type: none"> Conduit connection: ½-in. NPT; M20 Instrument connection: ½-in. NPT; M20; M24 Optional terminal block, external ground screw, or low temperature options also available 	
★ SR1	Rosemount SST	<ul style="list-style-type: none"> Conduit connection: ½-in. NPT; M20 Instrument connection: ½-in. NPT; M20; M24 Optional terminal block, stainless steel cover chain, external ground screw, or low temperature options also available 	
★ SR2	Rosemount SST with display cover	<ul style="list-style-type: none"> Conduit connection: ½-in. NPT; M20 Instrument connection: ½-in. NPT; M20; M24 Optional terminal block, external ground screw, or low temperature options also available 	
★ AD1	Dual entry aluminum	<ul style="list-style-type: none"> Conduit connections: ½-in. NPT, M20 x 1.5, or ¾-in. NPT Instrument connection: ½-in. NPT, M20 x 1.5, or M24 Comes with cover chain. 	
★ SD1	Dual entry SST	<ul style="list-style-type: none"> Conduit connection: ½-in. NPT, M20 x 1.5, or ¾-in. NPT Instrument connection: ½-in. NPT, M20 x 1.5, or M24 Comes with cover chain. 	



Code		Description	Details	Image	Ref. page
★	AF1	BUZ aluminum	<ul style="list-style-type: none"> Conduit connection: M20 x 1.5 Instrument connection: ½-in. NPT or M24 		
★	AF3	BUZH aluminum	<ul style="list-style-type: none"> Conduit connection: M20 x 1.5 Instrument connection: ½-in. NPT or M24 		
★	AT1 ⁽¹⁾	Aluminum with terminal strip	<ul style="list-style-type: none"> Conduit connection: ¾-in. NPT Instrument connection: ½-in. NPT Optional stainless steel cover chain or external ground screw available 		
★	AT3 ⁽¹⁾	Aluminum with terminal strip and extended cover	<ul style="list-style-type: none"> Conduit connection: ¾-in. NPT Instrument connection: ½-in. NPT Optional stainless steel cover chain or external ground screw available 		
★	AJ1	Universal 3 entry aluminum junction box	<ul style="list-style-type: none"> Conduit connection: ½-in. NPT or M20 Instrument connection: ½-in. NPT Optional terminal block, external ground screw, and stainless steel cover chain available 		
★	AJ2	Universal 3 entry aluminum junction box with display cover	<ul style="list-style-type: none"> Conduit connection: ½-in. NPT or M20 Instrument connection: ½-in. NPT Optional terminal block and external ground screw 		

(1) Requires the WD option from Lead wire extensions: Termination style.

Conduit entry thread type

Code	Description	Image	
★	C1	½-in. NPT	
★	C2	M20 x 1.5	
★	C3	¾-in. NPT	



Instrument connection thread type

Code		Description	Image	Ref. page
★	B1	½-in. NPT		
	B2	M20 x 1.5		
	B4	M24 x 1.5		

